



CORONAVIRUS UPDATE DARIEN HEALTH DEPARTMENT

Date of Report: November 19, 2020

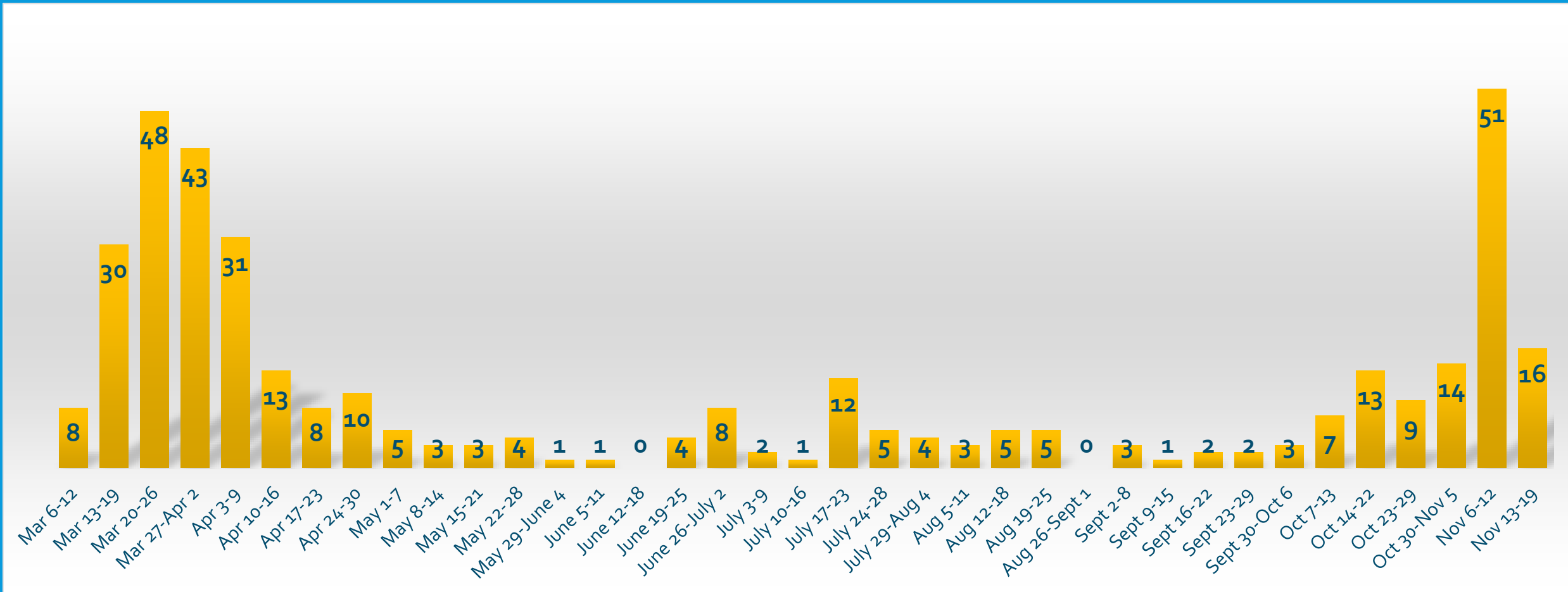
David Knauf, REHS, MS, MPH
Director of Health

**Data contained in this report may differ slightly from that reported by the State due to the use of different date ranges and recent changes in reporting criteria by the State Department of Public Health. The overall trend is clear, however, positive case counts are increasing.*



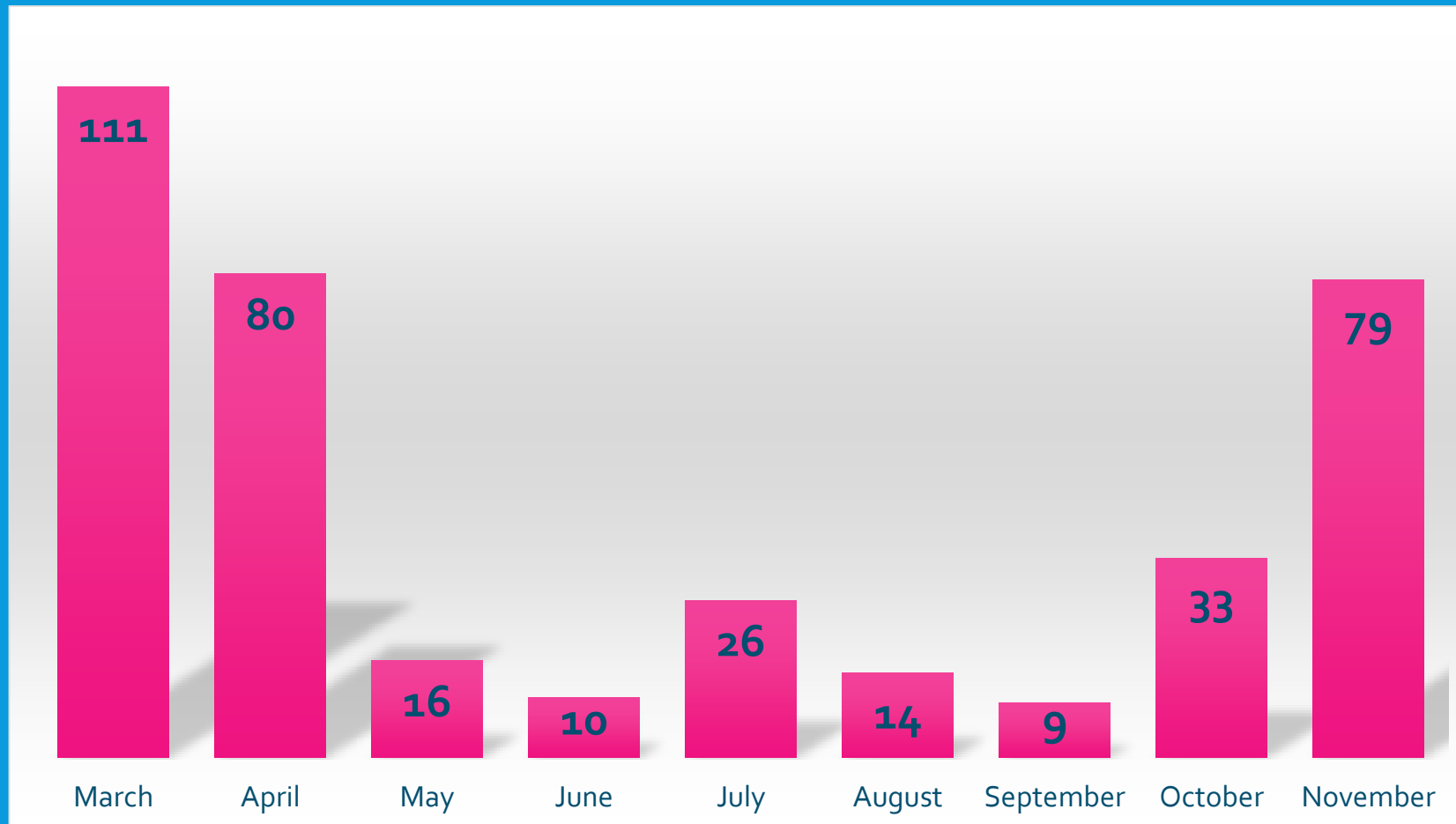
WEEKLY SUMMARY*

POSITIVE COVID-19 CASES BY TEST DATE





MONTHLY SUMMARY* POSITIVE COVID-19 CASES

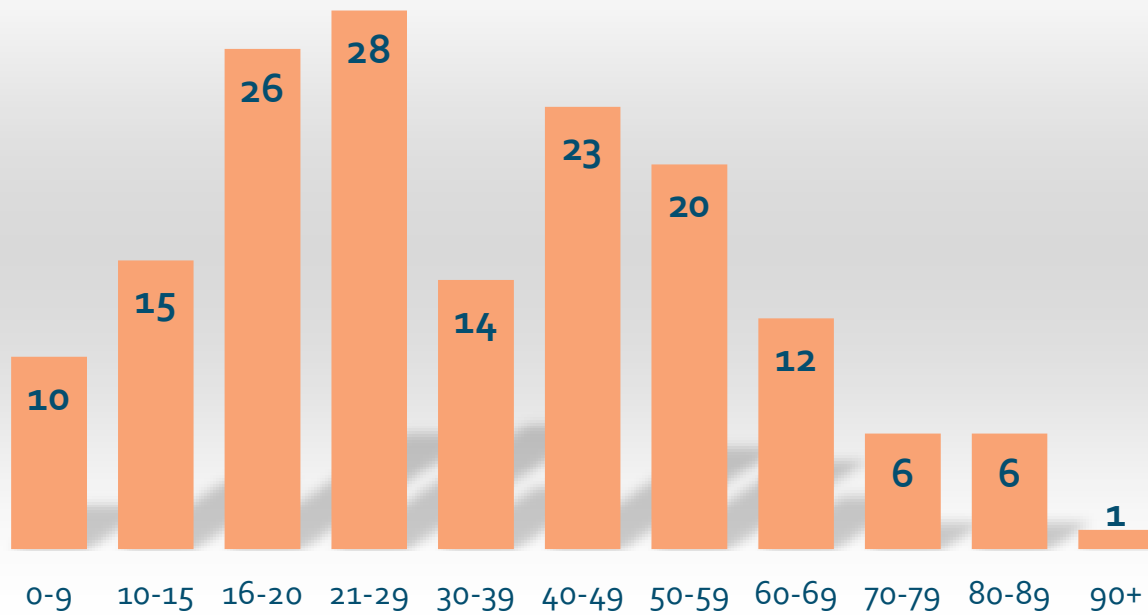


378 Total Cases
205 Males
173 Females

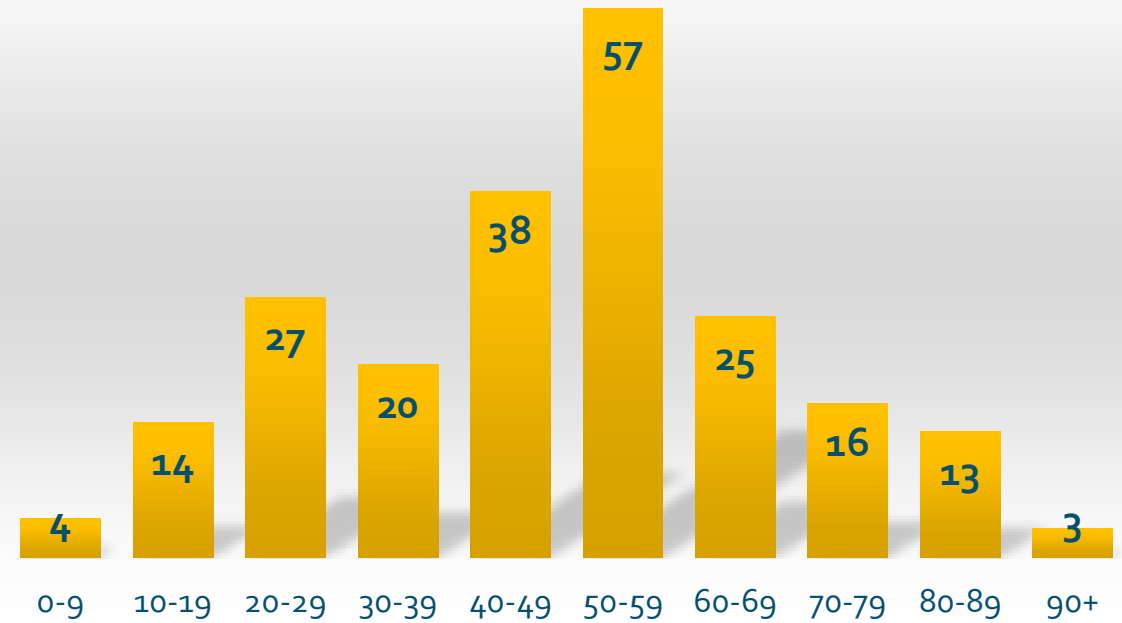


POSITIVE COVID-19 CASES* AGE DISTRIBUTION

July 1 - Present



March - June 30





OTHER IMPORTANT LINKS:

Darien Public School Portal:

https://docs.google.com/presentation/d/e/2PACX-1vSCfWko-l2x1CsIKr_ja6_ESZTbxAouMAHmbCO1amxopiqFWk45Abv_q7nMf6Q3Gg6fYNKSF0dwjo4w/pub?start=true&loop=true&delayms=10000&slide=id.p

State COVID-19 Alert System:

<https://data.ct.gov/stories/s/COVID-19-data/wa3g-tfvc/>

The State Alert System is based on a 14 day data review, different from the dates used to prepare the Darien Weekly report. This database uses a color-coded map showing Daily COVID-19 Case Rates per 100,000.



SUMMARY OF TEST RESULTS FROM DARIEN DRIVE THRU CLINIC

For your convenience, a drive-thru COVID-19 testing clinic has been established at
**Leroy West Parking Lot,
59 Leroy Avenue, Darien, CT**

Testing is by appointment only, no doctor's order is needed.
Appointments can be made through www.everpointhealth.com
You do not need to be a Darien resident to be tested.

Coronavirus Testing Locations:

The State of Connecticut has partnered with United Way/211 to develop and maintain a public testing database. This database can be viewed here www.211ct.org/covidtesting. The purpose of this database is to provide accurate information on the locations of public testing facilities; users are able to search for the closest testing location based on their address.

Summary of Test Results			
Date	# Tests	Darien Residents Tested	Positive Results Darien
October	299	237	2
September	166	103	0
August	400	236	0
July	394	240	5
Total	1,259	816	7



TOTAL COVID TESTS BY MONTH DARIEN RESIDENTS, ALL TEST FACILITIES

	Total # Tests	# Positive	Rate
March	204	111	54%
April	533	80	15%
May	846	16	1.8%
June*	1,093	10	1.0%
July*	1,416	26	1.8%
August*	1,517	14	0.9%
September*	1,073	9	0.8%
October*	1,976	33	1.67%

* Rapid test data was added to totals in August



HOSPITALIZATIONS & DEATHS BY MONTH

	Hospitalizations	Deaths
March	4	2
April	9	3
May	3	0
October	1	0
November	2	0
Totals:	19	5

Notes:

Patients needing hospitalization have had pre-existing medical conditions and were found to be COVID positive when tested upon admission.

The last death was reported on April 14, 2020.