



CORONAVIRUS UPDATE DARIEN HEALTH DEPARTMENT

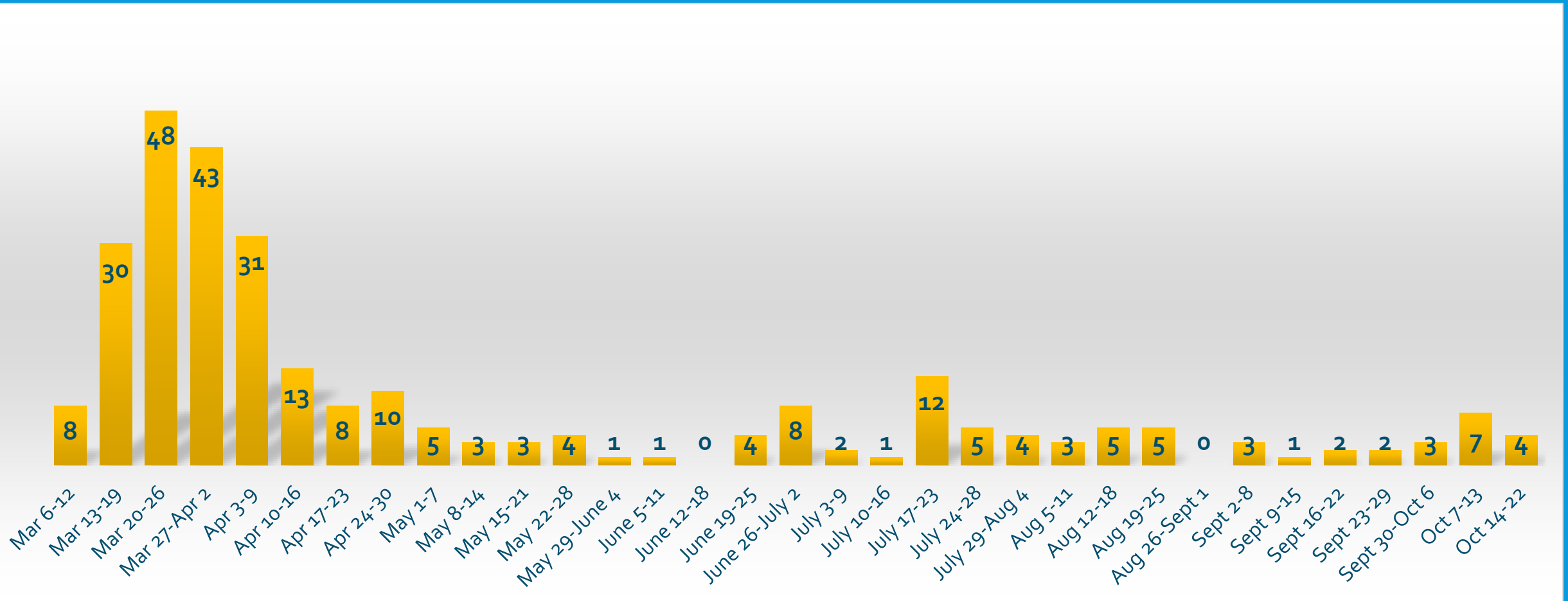
Date of Report: October 22, 2020

David Knauf, REHS, MS, MPH

Director of Health

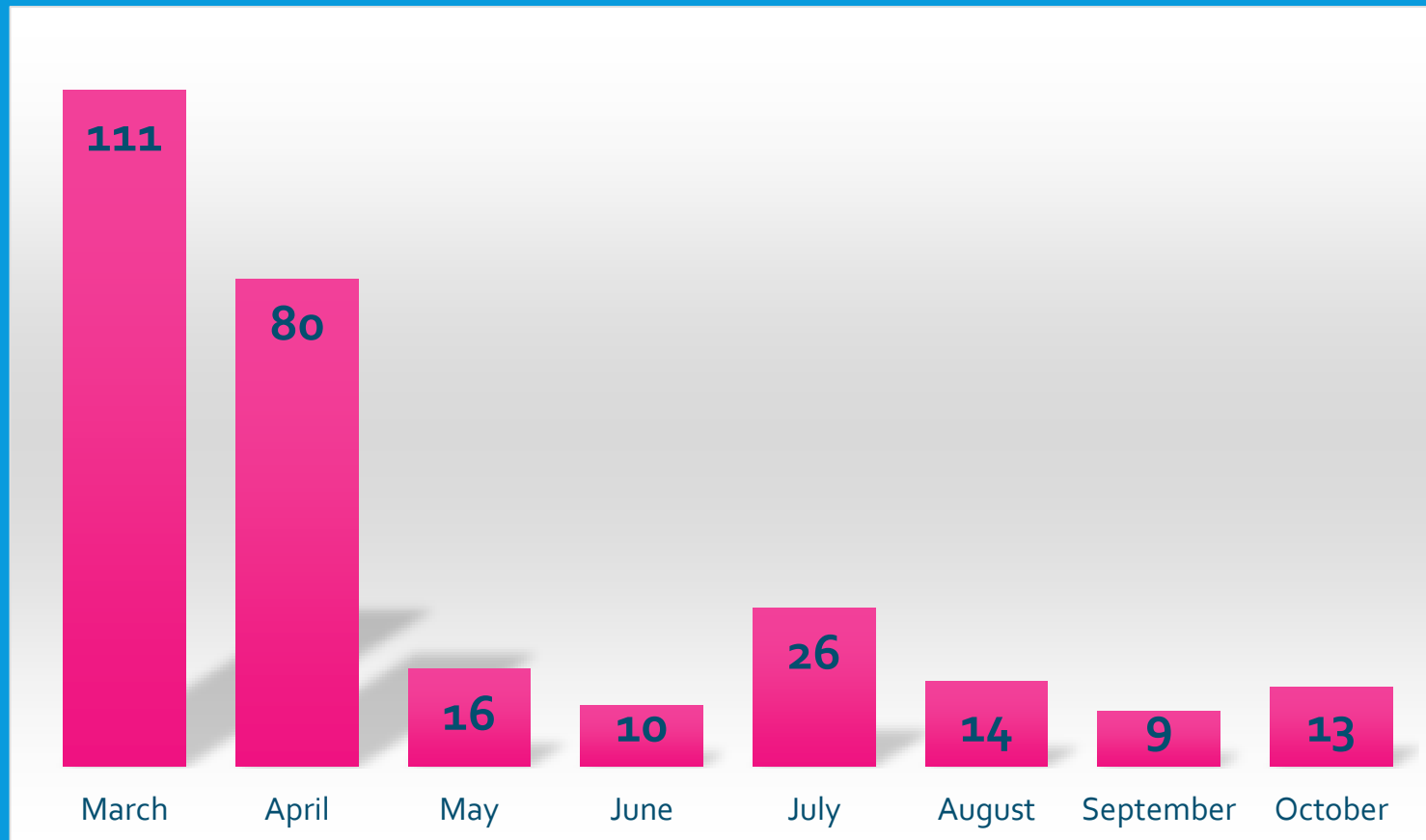


WEEKLY SUMMARY POSITIVE COVID-19 CASES BY TEST DATE





MONTHLY SUMMARY POSITIVE COVID-19 CASES



279 Total Cases

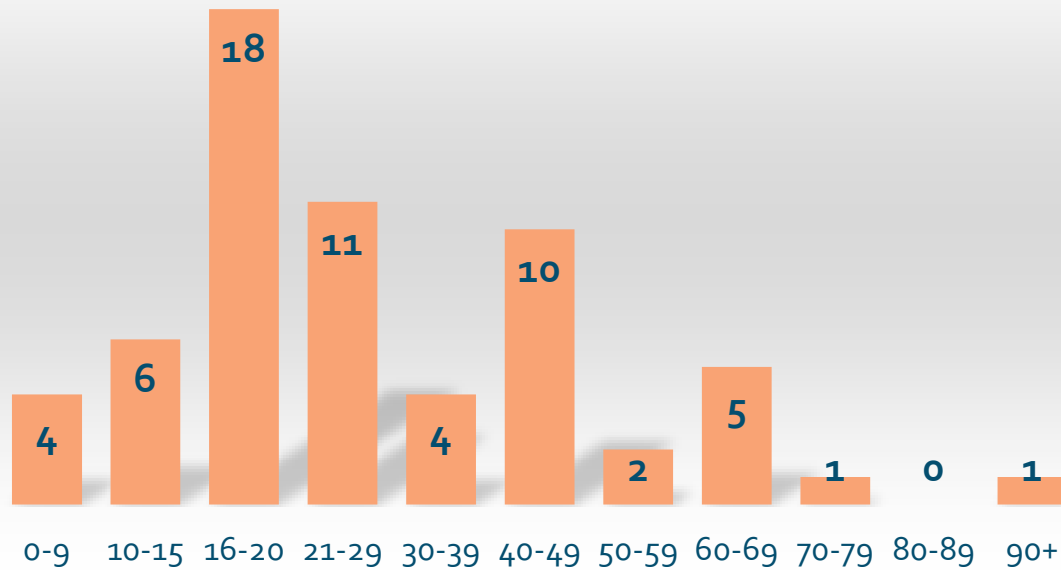
146 Males

133 Females

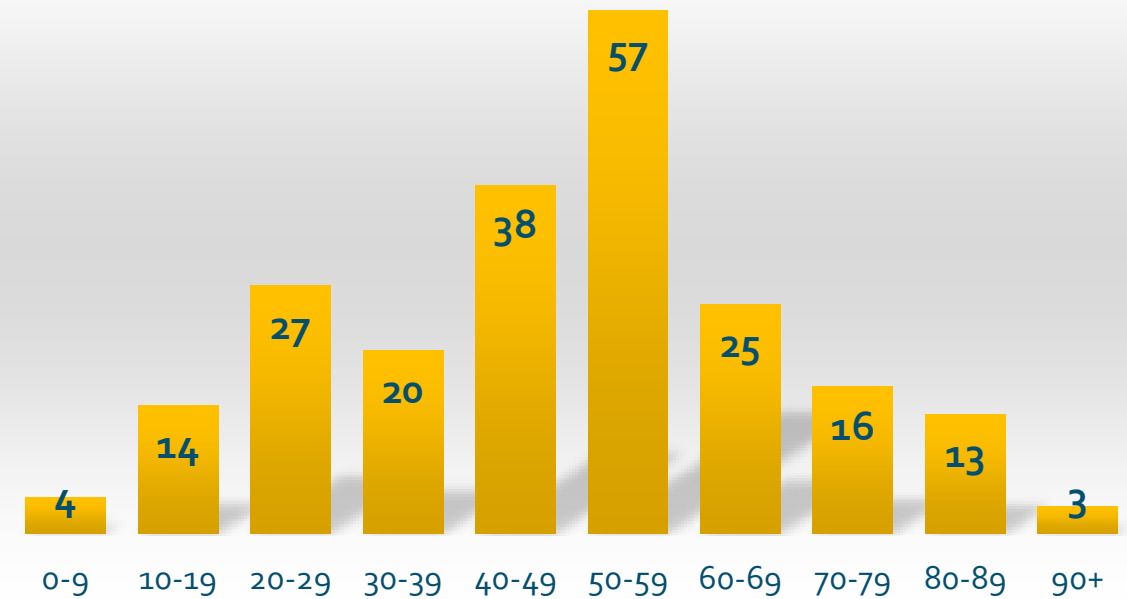


POSITIVE COVID-19 CASES AGE DISTRIBUTION

July 1 - Present



March - June 30





OTHER IMPORTANT LINKS:

Darien Public School Portal:

https://docs.google.com/presentation/d/e/2PACX-1vSCfWko-l2x1CslKr_ja6_ESZTbxAouMAHmbCO1amxopiqFWk45Abv_q7nMf6Q3Gg6fYNKSFOdwjo4w/pub?start=true&loop=true&delayms=10000&slide=id.p

State COVID-19 Alert System:

<https://data.ct.gov/stories/s/COVID-19-data/wa3g-tfvc/>

Note: The State summary is based on a 14 day data review, different from the dates used to prepare the Darien Weekly report. This database uses a color-coded map showing Daily COVID-19 Case Rates per 100,000.



SUMMARY OF TEST RESULTS FROM DARIEN DRIVE THRU CLINIC

For your convenience, a drive-thru COVID-19 testing clinic has been established at Leroy West Parking Lot, 59 Leroy Avenue, Darien, CT

Mondays from 1-4pm
Fridays from 9am – 12 noon

Testing is by appointment only, no doctor's order is needed. Appointments can be made through www.coronatestct.com

You do not need to be a Darien resident to be tested.

Testing is performed by Murphy Medical Associates, Greenwich, CT.

For more information see www.greenwichdocs.com
PCR, nasal swab tests are performed with results currently being provided in 24-36 hours.

The platform used is Biomerieux RT PCR with a reported accuracy of 0.9-2.1% (FDA)

Summary of Test Results			
Date	# Tests	Darien Residents Tested	Positive Results Darien
September	166	103	0
August	400	236	0
July	394	240	5
Total	960	579	5



TOTAL COVID TESTS BY MONTH DARIEN RESIDENTS, ALL TEST FACILITIES

	Total # Tests	# Positive	Rate
March	204	111	54%
April	533	80	15%
May	846	16	1.8%
June*	1093	10	1.0%
July*	1416	26	1.8%
August*	1517	14	0.9%
September*	1073	9	0.8%

* Rapid test data was added to totals in August



HOSPITALIZATIONS & DEATHS BY MONTH

	Hospitalizations	Deaths
March	4	2
April	9	3
May	3	0
Totals:	16	5

Notes:

The last hospitalization was May 27, 2020.

The last death was reported on April 14, 2020